

DBB

DHN-54R20/FS (CB/RB/MB/AB) 380~430W


Colored Single Glass PV Module




Comprehensive Products & System Certificates

IEC 61215 / IEC 61730 / CE / INMETRO
ISO 45001
2018/International standards for occupational health & safety
ISO 14001
2015/Standards for environmental management system
ISO 9001
2015/Quality management system

 Material & technology warranty

 Linear power output warranty



Multi-color Optional and Customizable



Multiple colors available; High tech coatings guarantee color stability for 30 years



Frameless design, installable both vertically & horizontally,
No water, no dust, snow slide fast, power generation increased by 6-15%



No-Busbar(OBB) Technology, shorten 40% of the transmission distance.
Reduces losses & improving conversion efficiency

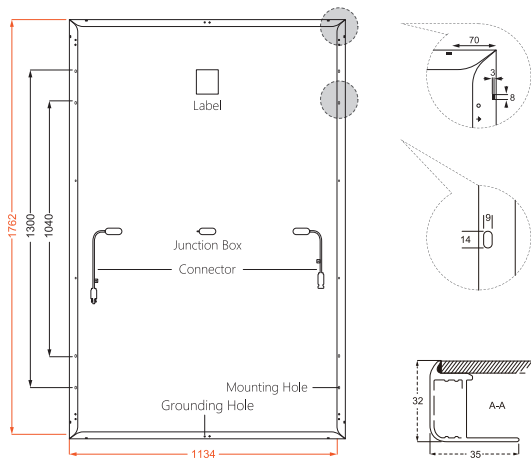


Fits various BIPV scenarios: roof, curtain wall, balcony, garden, corridor and other scenes

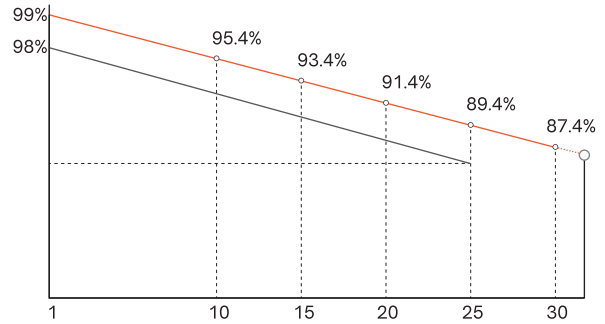


DHN-54R20/FS (CB/RB/MB/AB) 380~430W

Design



30-Year Linear Power Output Warranty



— DAH Solar linear power output guarantee
— Standard linear power output guarantee

Mechanical Specification

No. of Cells	108 (6×18)
Weight	19.6kg
Cells Type	N-type 182×95.8mm
Dimension (L×W×T)	1762×1134×32mm
Packing	34pcs/Pallet, 884pcs/40HQ

Cable	4.0mm ² , 300/200mm in length, (Including connector) length can be customized
Glass	3.2mm High Transmission, Antireflection Coating
Junction box	IP68, 3 Bypass Diodes
Connector	MC4 Compatible

STC-Electrical Characteristics

Module Type	DHN-54R20/FS (CB/RB/MB/AB)											
	380	385	390	395	400	405	410	415	420	425	430	
Maximum Power (P _{max} /W)	380	385	390	395	400	405	410	415	420	425	430	
Open-circuit Voltage (V _{oc} /V)	39.54	39.58	39.61	39.65	39.68	39.72	39.75	39.79	39.82	39.86	39.89	
Maximum Power Voltage (V _{mp} /V)	33.88	33.92	33.95	33.99	34.02	34.06	34.09	34.13	34.16	34.20	34.23	
Short-circuit Current (I _{sc} /A)	11.58	11.75	11.92	12.09	12.26	12.43	12.60	12.77	12.94	13.11	13.28	
Maximum Power Current (I _{mp} /A)	11.22	11.35	11.49	11.62	11.76	11.89	12.03	12.16	12.30	12.43	12.56	
Module Efficiency (%)	19.02	19.27	19.52	19.77	20.02	20.27	20.52	20.77	21.02	21.27	21.52	

STC-Standard Test Environment: Irradiance 1000W/m², Cell temperature 25°C, Spectrum AM1.5

NOCT-Electrical Characteristics

Maximum Power (P _{max} /W)	286	290	293	297	301	305	308	312	316	320	323
Open-circuit Voltage (V _{oc} /V)	37.56	37.60	37.63	37.66	37.70	37.73	37.76	37.80	37.83	37.86	37.90
Maximum Power Voltage (V _{mp} /V)	32.19	32.22	32.25	32.29	32.32	32.35	32.39	32.42	32.45	32.49	32.52
Short-circuit Current (I _{sc} /A)	9.35	9.49	9.62	9.76	9.90	10.04	10.17	10.31	10.45	10.58	10.72
Maximum Power Current (I _{mp} /A)	8.88	8.99	9.09	9.20	9.31	9.41	9.52	9.63	9.73	9.84	9.94

NOCT-Standard Test Environment: Irradiance 800W/m², Ambient temperature 20°C, Spectrum AM1.5, Wind speed 1m/s

Operating Parameters

Maximum System Voltage	1500V DC
Operating Temperature	-40 ~ +85°C
Maximum Series Fuse Rating	25A
Nominal Operating Cell Temperature	45°C±2°C
Application Level	Class A

Temperature Coefficient

Temperature Coefficient of I _{sc} (dI _{sc})	0.046%/°C
Temperature Coefficient of V _{oc} (βV _{oc})	-0.25%/°C
Temperature Coefficient of P _{max} (γP _{mp})	-0.30%/°C
Snow load, frontside / Wind load, backside	5400Pa/2400Pa