

DHN-60R18/DG/FS

500~525W

Full-Screen Double Glass PV Module

Comprehensive Products & System Certificates

IEC 61215 / IEC 61730 / CE / INMETRO
ISO 45001
2018/International standards for occupational health & safety
ISO 14001
2015/Standards for environmental management system
ISO 9001
2015/Quality management system

 Material & technology warranty

 Linear power output warranty



Frameless design, installable both vertically & horizontally,
No water, no dust, snow slide fast, power generation increased by 6-15%



Rectangular cells (182mm x 191.6mm) with higher power




TOPCon cells double-sided rate up to 85% and
more back power generation by 5-25%



Double-glass Technology,
higher encapsulation blocking and mechanical strength

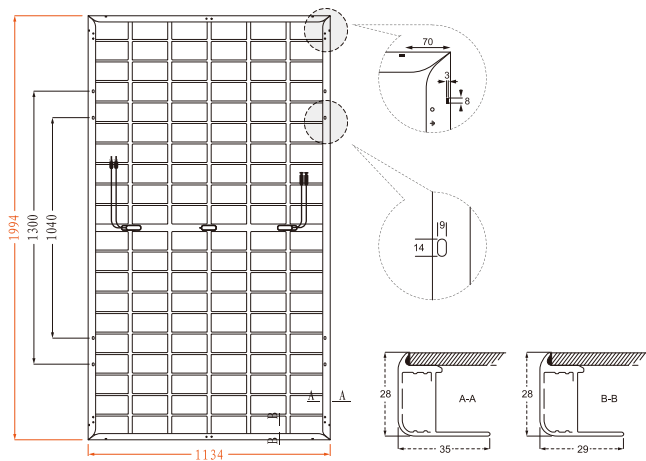


TOPCon cells, lower attenuation,
better temperature coefficient & dim light performance

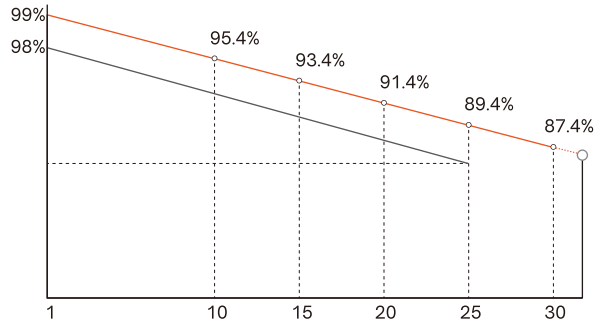


DHN-60R18/DG/FS 500~525W

Design



30-Year Linear Power Output Warranty



— DAH Solar linear power output guarantee
— Standard linear power output guarantee

Mechanical Specification

No. of Cells	120 (6×20)
Weight	27.2kg
Cells Type	N-type 182×95.8mm
Dimension (L×W×T)	1994×1134×28mm
Packing	38pcs/pallet, 836pcs/40HQ

Cable	4.0mm ² , 300/200mm in length, (Including connector) length can be customized
Glass	2.0mm High Transmission, Antireflection Coating
Junction Box	IP68, 3 Bypass Diodes
Connector	MC4 Compatible

Electrical Characteristics

Module Type	DHN-60R18/DG/FS											
	STC		NOCT		STC		NOCT		STC		NOCT	
Test conditions	STC	NOCT	STC	NOCT	STC	NOCT	STC	NOCT	STC	NOCT	STC	NOCT
Maximum Power (P _{max} /W)	500	376	505	380	510	384	515	387	520	391	525	395
Open-circuit Voltage (V _{oc} /V)	43.7	41.5	43.9	41.7	44.1	41.9	44.3	42.1	44.5	42.3	44.7	42.5
Maximum Power Voltage (V _{mp} /V)	37.1	35.2	37.3	35.4	37.5	35.6	37.7	35.8	37.9	36.0	38.1	36.2
Short-circuit Current (I _{sc} /A)	14.48	11.69	14.54	11.74	14.60	11.79	14.66	11.84	14.72	11.88	14.78	11.93
Maximum Power Current (I _{mp} /A)	13.48	10.67	13.54	10.72	13.60	10.77	13.66	10.81	13.72	10.86	13.78	10.91
Module Efficiency (STC)	22.11%		22.33%		22.55%		22.78%		23.00%		23.22%	
Refer Bifacial Factor	80±5%											

STC-Standard Test Environment: Irradiance 1000W/m², Cell temperature 25°C, Spectrum AM1.5
NOCT-Standard Test Environment: Irradiance 800W/m², Ambient temperature 20°C, Spectrum AM1.5, Wind speed 1m/s

Double-Sided Power Generation Parameters (Rear gain)

Gain	Parameter	525W	530W	536W	541W	546W	551W
5%	Maximum Power (P _{max})	525	530	536	541	546	551
	Module Efficiency (%)	23.2	23.4	23.7	23.9	24.1	24.4
15%	Maximum Power (P _{max})	575.0	580.8	586.5	592.3	598.0	603.8
	Module Efficiency (%)	25.4	25.7	25.9	26.2	26.4	26.7
25%	Maximum Power (P _{max})	625.0	631.3	637.5	643.8	650.0	656.3
	Module Efficiency (%)	27.6	27.9	28.2	28.5	28.7	29.0

Operating Parameters

Maximum System Voltage	1500V DC
Operating Temperature	-40 ~ +85°C
Maximum Series Fuse Rating	30A
Nominal Operating Cell Temperature	45°C±2°C
Application Level	Class A

Temperature Coefficient

Temperature Coefficient of I _{sc} (ΔI _{sc})	0.046%/°C
Temperature Coefficient of V _{oc} (ΔV _{oc})	-0.25%/°C
Temperature Coefficient of P _{max} (ΔP _{mp})	-0.29%/°C
Snow load, frontside / Wind load, backside	5400Pa/2400Pa